

The Solid & Secure Composite Door

ENDURANCE



Solid and Secure

Is your
home
secure?

73% of household
burglary is via a door

Source: Crime Survey for England and Wales,
Office for National Statistics 2012/13

Endurance® residential doors are renowned for their strength and security, our 48mm thick cross-bonded veneered laminated solid timber core delivers unrivalled strength and dimensional stability and is a natural choice for high security, providing our home owners peace of mind. Endurance® doors are made up of 17 laminations making the door nearly 10% thicker than most composite doors.


Endurance® doors have been subjected to a number of controlled security tests to replicate the most common

forms of attempted burglary. Even using a sledge hammer it would be very difficult to puncture a hole through the

inner core and gain access through a Solid and Secure Endurance® door. Please visit the Endurance®



Endurance® Door – Substantial solid laminated veneer lumber core, secure, strong and resistant



An example of a foam filled composite door



Solid and Secure website for further information. www.endurancedoors.co.uk

Locks

We know from our customers that peace of mind is essential. The Endurance® door standard multi point locking system with high security nickel plated steel hooks, fully penetrate the door frame keeps and help prevent the door sash and frame being forced apart. The engineered alloy sprung latch with a nickel plated steel deadbolt provides maximum strength in the centre of the door. The lock is Secured By Design accredited. Endurance® doors can be fitted



with the optional AV2 automatic multi point locking system which eliminates the need to lift the handle to engage the lock. When the Endurance® door is closed, two solid anti-pushback hooks are automatically operated to achieve instant

security. The AV2 lock is ideal for the elderly or disabled and has been Owl Mark accredited, independently assessed for the suitability of use with the aged taking into account muscle, grip and visual functions. AV2 is Secured By Design accredited.

Cylinder Guard

Endurance® doors lead the way with security upgrades. The strong metal collar gives enhanced protection to the cylinder from manipulation.

Cylinders

With all our product range, the standard cylinder has six pins, is anti-pick, anti-drill, anti-bump and has a sacrificial cut on each side. When force is applied to either end, the



cylinder will break away, leaving the remaining cylinder operational and the locking mechanism intact. However, as an upgrade we can offer a Yale Superior high security cylinder with a unique high precision 12 telescopic pin tumbler system.




Any replacement keys may only be cut with a specially supplied registration card.



BBA accredited Kerto LVL timber core

Kerto is a laminated veneered lumber (LVL) that delivers unrivalled strength and dimensional stability. The engineered layup comprises cross-bonded veneers that enhance lateral strength and stiffness. The combinations of all the elements make it the natural choice for high security composite entrance doors. Kerto products are CE marked and certified by VTT Technical Research Centre of Finland, no 184/03.



PVC Frame

5 chamber reinforced PVCu door frame, designed to meet the requirements of the new build, commercial and domestic refurbishment markets.



Recycled rigid thermally efficient PVCu frame reinforcement

Secured by Design

Secured By Design is the official UK Police flagship initiative supporting the principles of 'designing out crime'.

The Endurance® door range has been designed, tested and achieved the standard.

The Secured By Design standard upgrade includes - Yale Superior high security cylinder, cylinder guard and laminated glass.

In order to comply with Secured By Design, the Endurance® door must be tested to PAS 24 2012.

PAS 24 2012 Enhanced Security Testing Standard produced by BSI.

The standard involves the following tests:

- A manual attack on the locking hardware with tools including a crow bar and mole grips.
- Unlimited number of 3 minute attacks on the door cylinder using a range of tools such as craft knives and screw drivers.
- 3 minute manual attack using chisels and brick bolsters to gain entry through the door.
- Hard body impact test – impacts are applied to the door leaf at hinge points and locking points using a 50kg steel impactor.



Hinges

The hinges are designed to meet the requirements of PAS 24:2012 as part of a compliant door system and BS 6375. Security of the pin is achieved by a concealed grub screw, which prevents unauthorised lift off on outward opening Endurance® doors.



Glass

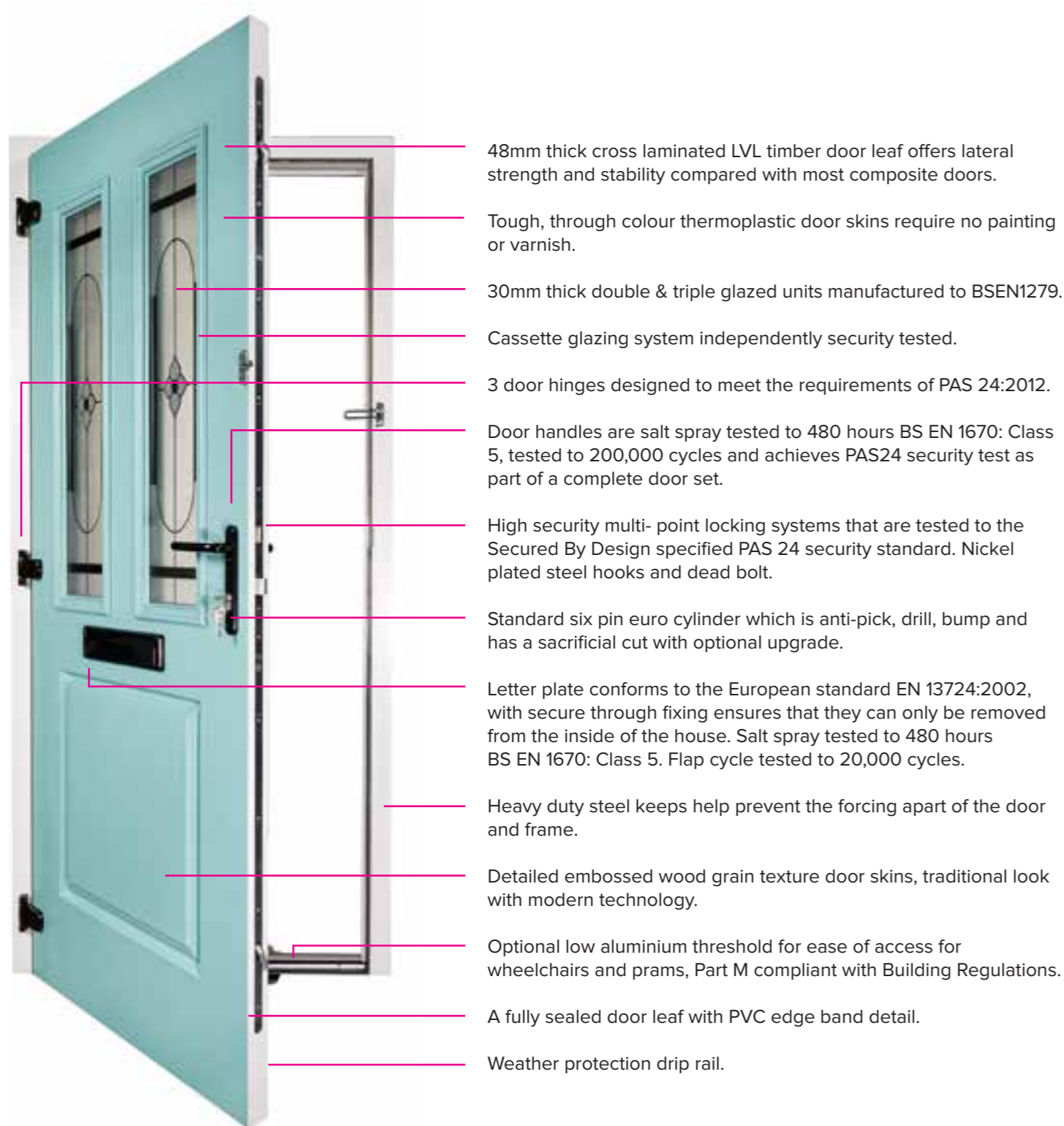
Each Endurance® door is glazed with 4mm toughened safety glass double or triple glazed dependent on the glass design to BSEN1279. The sealed unit is secured into the Endurance® door using a cassette glazing system that has been independently tested



and approved to the PAS 23/24 standards.

Technical Specifications

The Endurance[®] door is tested and classified for its resistance to loading and impacts as well as the doors durability to repeated opening, closing and unlocking cycles, typically 50,000 times on a single door set.



- 48mm thick cross laminated LVL timber door leaf offers lateral strength and stability compared with most composite doors.
- Tough, through colour thermoplastic door skins require no painting or varnish.
- 30mm thick double & triple glazed units manufactured to BSEN1279.
- Cassette glazing system independently security tested.
- 3 door hinges designed to meet the requirements of PAS 24:2012.
- Door handles are salt spray tested to 480 hours BS EN 1670: Class 5, tested to 200,000 cycles and achieves PAS24 security test as part of a complete door set.
- High security multi- point locking systems that are tested to the Secured By Design specified PAS 24 security standard. Nickel plated steel hooks and dead bolt.
- Standard six pin euro cylinder which is anti-pick, drill, bump and has a sacrificial cut with optional upgrade.
- Letter plate conforms to the European standard EN 13724:2002, with secure through fixing ensures that they can only be removed from the inside of the house. Salt spray tested to 480 hours BS EN 1670: Class 5. Flap cycle tested to 20,000 cycles.
- Heavy duty steel keeps help prevent the forcing apart of the door and frame.
- Detailed embossed wood grain texture door skins, traditional look with modern technology.
- Optional low aluminium threshold for ease of access for wheelchairs and prams, Part M compliant with Building Regulations.
- A fully sealed door leaf with PVC edge band detail.
- Weather protection drip rail.

Our Standards



Endurance[®] Doors are tested to:

- BS 6375-1:2009** Classification for weather tightness
- BS 6375-2:2009** Classification for operation and strength characteristics
- BS EN ISO 10077-1:2006** Classification for thermal performance of doors
- PAS24:2012** Classification for enhanced security for key / key operation
- PAS24:2012** Classification for enhanced security for key / thumb turn operation

Endurance[®] Fire Doors

- BS EN 1634-1:2008** Classification for 30 minute fire integrity
- BS 476: PART 22:1987** Assessed for 30 minute fire integrity/fire door coupled to side light or top light
- BS 6375-1:2009** Classification for weather tightness



Constructionline
A UK GOVERNMENT CERTIFICATION SERVICE

MEMBER

Constructionline is a Public-Private Partnership between Capita and the Department for Business Innovation & Skills. Constructionline is the UK's largest register of pre-qualified contractors and consultants, helping buyers and suppliers acquire superior goods and services within the UK.

Constructionline standards are notoriously high – all suppliers are pre-qualified to the official Government standard.

The Endurance Green Promise 12 reasons why it's good to be Green

Environmental concerns and energy efficiency is core to the company ethos. We appreciate the need to act responsibly, but at the same time offer our customers new advances that 'thinking green' has to offer.

1. We are committed to do our part in helping the environment. As a company initiative we have reviewed our work systems and wherever possible **minimised our waste**, energy and utility components to manufacturing.

2. We manage an **extensive recycling programme** which covers packaging, polystyrene, cardboard, PVC-u, timber, paper, aluminium and steel.

3. All of the timbers used in our doors are harvested from forests which are managed to **meet the social, economic and ecological needs** of present and future generations.

4. The laminated veneer core is **fully environmentally accredited** which includes PEFC and full BM Trada 'Chain of Custody'. Chain of Custody certification outlines the requirements for tracking certified materials from the forest to the final product to ensure that the wood contained in the product originates from certified forest.

5. Renewable and recyclable, Kerto is a highly eco-effective door core material, throughout its life cycle. The timber is sustainably managed PEFC/ FSC – certified from Finnish forests. **PEFC and FSC certification** ensures that the entire forest supply chain promotes good practice in the forest and ensures that timber products are produced with respect for the highest ecological, social and ethical

standards. This includes protection of indigenous people's rights to the methods of felling trees.

6. We have linked with other likeminded suppliers to ensure that our product is as **Environmentally Green** as it can be, whilst maintaining our quality.

7. Our transport department have reviewed their schedules to ensure that **deliveries are made in the most fuel conscious manner possible**, whilst preserving our assurances on delivery times.

8. The vehicles we chose to use have a heritage of fuel economy; low-rolling-resistance tyres, start/stop, cruise control and energy recuperation. Working together, they create

instant **fuel savings and lower emissions**.

9. In the manufacture of Endurance® doors we aim to source thermoplastic components and materials that contain **lead-free stabilisers** which are better for the environment.

10. The 5 chamber door outer frame PVCu profile has been **specifically designed for thermal efficiency** and is calcium organic using lead free stabilisers.

11. Endurance® door frame reinforcement is **thermally efficient and is 100% recycled**.

12. Each Endurance® door is entirely **manufactured in the UK** to minimise our carbon foot print.





Traditional Georgian elegance to enhance your home



Midnight Black
Katrina



Pebble
Aspire Jet



Schwarz Braun Black
Graphite

Door Style

The Endurance® range offers a variety of diverse elegant styles with a complementary selection of decorative glass. For more traditional Georgian style doors look for the Eiger on page 20 and the Skiddaw on page 22. If you prefer a more contemporary feel, see our Urban and Ascent Collections. With the Endurance® range there is a door to suit every personal choice, leaving you to create the perfect look to complement your home.



Rich Red
Adina

Perfectly matching door and frame

Style: Etna
Colour: Golden Oak
Glass: Kerner



Chartwell Green
Opal



Rosewood
Deco




Irish Oak
Kerner



Turquoise Pastel
Olympias Blue

The range of doors was extensive! We chose the traditional Etna door style which suits our home like a dream





Cream
Elegance



French Navy
Murano Blue



Pebble
Eden



Irish Oak
Gracia Clear



Chartwell Green
Fransola



Racing Green
Atlantic Green




Anthracite Grey
Spring



I feel so safe with our newly installed Endurance door

Solid & Secure

Choice and peace of mind



White
Diamonds

Monte Rosa

Feel secure and protected

Style: Monte Rosa
Colour: Turquoise Pastel
Glass: Sarah



We were spoilt for choice with the hundreds of glazing options...



Rich Red
Brilliance



Golden Oak
Olympias



Racing Green
Linear



French Navy
Diamonte



Turquoise Pastel
Sarah



White
Gracia Blue



Midnight Black
Aspire Jade



Cream
Murano Black

A style to complement any home



We wanted privacy with style, here the Eiger was the perfect choice

Your home is your castle



Style: Eiger
Colour: Irish Oak
Glass: Georgian



Cream Sceptre



Turquoise Pastel Spring




French Navy Murano Blue



White Gavalas Blue



Irish Oak Georgian Cassette



Rich Red Aspire Ruby



Midnight Black Brilliance



Chartwell Green Elegance

Sheer Elegance



Skiddaw

Style: Skiddaw
Colour: Golden Oak
Glass: Opal



Schwarz Braun Black
Sceptre



Golden Oak
Opal



White
Sarah



Racing Green
Murano Green



French Navy
Gavalas



Turquoise Pastel
Edwardian Number



Anthracite Grey
Aspire Jet




Rosewood
Pacific

Traditional elegance

We chose a Skiddaw in Golden Oak with a matching frame, the glass looks gorgeous and lets plenty of light into our hallway



Snowdon



Style: Snowdon
Colour: Chartwell Green
Glass: Spring



Pebble Linear



Racing Green Eden



Anthracite Grey Adina



Chartwell Green Spring



Rich Red Murano Black



Midnight Black Georgian



Golden Oak Ornate



French Navy Gracia Blue

For modern and traditional homes



Simple decision, I decided to go for a Snowdon with the AV2 slam shut locking, living alone I feel so more relaxed knowing my door is permanently locked from the outside

Style: Tate
 Colour: Anthracite Grey
 Glass: Deco



Anthracite Grey
Deco



Pebble
Sarah



Midnight Black
Eden



Turquoise Pastel
Spring



White
Murano Blue



Golden Oak
Gracia



Racing Green
Brilliance



French Navy
Diamonte

A door which complements any style of home



Our new composite door feels so sturdy and strong when it shuts, that's why we chose an Endurance door



Rich Red
Murano Black



Irish Oak
Graphite



Pebble
Ornate



Rich Red
Adina



Midnight Black
Spring



Racing Green
Elegance





White
Brilliance



French Navy
Opal

The colour range was excellent, 14 shades with 8 matching door frame options – we were spoilt for choice!

A door suitable for the front or back of any home



Turquoise Pastel
Murano Blue



Adds an elegant finish to any entrance way

Endurance® door quality is unsurpassed; we offer one of the most resilient residential doors for security and strength. A combination of a superior weatherproof laminate with an authentic wood grain finish securely bonded to a substantial solid core, expertly fitted with a high security locking system, door furniture and reinforced frame.

We love the quality of our door, special weatherproof laminations, bonded to a solid laminated core with a fully reinforced 5 chamber frame, we made the right choice!



Style: Elbrus
 Colour: Racing Green
 Glass: Aspire Jade

I am now a lot more comfortable with the security of my front door



Rich Red
 Opal



Golden Oak
 Graphite



Pebble
 Spring



Racing Green
 Murano Green



White
 Murano Black



Schwarz Braun Black
 Gavalas



Irish Oak
 Aspire Ruby



French Navy
 Gavalas Blue

A stylish door to grace any home



Mont Blanc



White
Murano Black



Rich Red
Diamonte



Rosewood
Gavalas



Anthracite Grey
Spring



French Navy
Murano Blue

Style: Mont Blanc
Colour: Rich Red
Glass: Diamonte



Midnight Black
Opal



Turquoise Pastel
Diamonte



Pebble
Aspire Azure



Chartwell Green
Gavalas Green

A door suitable for a contemporary or traditional home



The door came with so many different credentials, our home security is very important to us; this gave us so much peace of mind



Malvern



Style: Malvern
Colour: White
Glass: Murano Black



Rich Red
Opal



Irish Oak
Gavalas



French Navy
Gavalas Blue



Pebble
Spring



Turquoise Pastel
Diamonte



White
Murano Black



Racing Green
Murano Green



Chartwell Green
Sarah

A design you will cherish forever

The choice of door style and colour was easy, but it was the range of door furniture options which really finished the look we wanted to create



Wentwood Antracite Grey Sarah



Wentwood Midnight Black Graphite



Walton Rosewood Sarah



Walton White Murano Green



Walton Racing Green Graphite



Wentwood Pebble Ornate



Walton Chartwell Green Aspire Jade



Walton French Navy Aspire Ruby



Wentwood Rich Red Spring



Walton Turquoise Pastel Spring

Envious innovative design for your home

“ We chose an Endurance Door because of the innovative design and colours. Our door is just the way we wanted it to be ”



Style: Walton
Colour: Rosewood
Glass: Sarah

Ascent Collection



Style: Bredon
Colour: Cream



Holme
Irish Oak Opal



Holme
French Navy Gavalas Blue



Holme
Rosewood Aspire Ruby

The Endurance range has a substantial solid, laminated veneer, lumber core which makes it secure, strong and resistant. The range has good thermal values and excellent sound insulation



Coombe
Rich Red Opal

You can feel the quality in our doors



Ascent Collection



Coombe
Chartwell Green Deco



Coombe
Racing Green Murano Green



Cleeve
Turquoise Pastel Bullion



Kit Chartwell Green
Murano Green



Kit
Anthracite Grey Opal



Kit
Rich Red Aspire Ruby



Cleeve
Anthracite Grey Ornate

Friends and neighbours are always commenting how lovely and strong our door is when they visit

The Ascent and Urban Collections are available with a stainless steel pull handle and AV2 slam shut lock combination for a more contemporary look. The stainless steel pull handles come in 3 sizes 400mm, 900mm and 1800mm, and is complemented by a stainless steel fixed pull knob and escutcheon fitted to the internal leaf of the door.

Traditional look with a modern twist



We fancied something a bit different with a modern twist, our home now stands apart!



Eldon
Irish Oak Ornate

Urban Collection



Style: Aneto
 Colour: Pebble
 Glass: Murano Black

The Endurance door range of styles was just what we were looking for...



Urner Chartwell Green Opal



Aneto Anthracite Grey Ornate



Aneto Pebble Murano Black



Tux Schwarz Braun Black Gavalas



Diran White Murano Green



Diran Golden Oak Ornate



Pen Irish Oak Ornate



Tux Midnight Black Murano Black

Distinctive design



Urban Collection



Style: Tux
 Colour: Schwarz Braun Black
 Glass: Gavalas



Ainos Rich Red Opal



Ainos Golden Oak Ornate



Pen French Navy Ornate



Kyo Racing Green Ornate



Apo Midnight Black Murano Black



Apo Anthracite Grey Deco



Kyo Turquoise Pastel Murano Black



White Grasmoor

Eccentrically British



Buying British is important to us, as is supporting British craftsmanship. We are really pleased with the quality and feel



French Doors



Style: Offset May French Door
Colour: White
Glass: Clear

French doors offer a charming addition to your home or conservatory. The extensive opening allows unrestricted access to your home. This is a practical way to gain access to your garden or patio.

Our French doors are available in an extensive range of styles and finishes. To offer versatility an offset French Door is also available.

The French Door 3 deadbolt master lock interlocks with the slave, locking the top and bottom shoot bolts in place.

There is a double operating handle with external dummy handle to the slave.

- The French door range is available for opening in doors only.
- The centre aluminium mullion is available in white, polished anodised gold and silver finishes.
- Off set French doors are available in a number of door styles, please ask your installer for details.



Off Set May White
Clear



Off Set Etna Irish Oak
Opal



Off Set Etna Rich Red
Deco



Bredon
Cream

Versatility at its Best

We opened up our living space and now enjoy the outside world. In summer we throw open the doors for parties and barbeques galore



Minimum and Maximum widths for French Doors

Double French Doors
1628mm min. 1998mm max.
Off Set French Doors
1243mm min. 1542mm max.

Stable Doors



Style: Snowdon Stable Door
Colour: Anthracite Grey
Glass: Georgian



Brecon Rich Red



Malvern Chartwell Green
Gavalas Green



Pelmo Turquoise
Pastel Ornate



Tate White
Spring



Snowdon Anthracite
Grey Georgian



Malvern Midnight Black
Murano Black



Snowdon
Pebble Ornate

I always wanted a rustic look but was concerned about security, My Snowdon stable door is ideal

- The Endurance® stable door range is available for opening in doors only.
- The key operated bottom lock escutcheon is available in chrome and gold finishes.
- The centre meeting rail seal carrier is available in anodised polished gold and silver finishes.
- The centre locking shoot bolt is available in gold and chrome finishes.



Olympus Irish Oak
Eden

Country Chic!



If you are looking for a door to suit a traditional property then a classic stable door is an excellent choice. Stable doors can be used as a front door or back door and are available in an extensive range of styles and colours, please ask your installer for details.

Endurance® stable doors come with two completely separate high security locks with a high strength centre gear box, a handle operated top lock and a key/ thumb turn operated bottom lock fitted with a roller latch for convenient ease of use. The locks come keyed alike.

Solid Doors



Style: Bredon
Colour: Cream



Brecon
Racing Green



Brecon
White



McKinley
Chartwell Green



McKinley
Irish Oak



Ben Nevis
Turquoise Pastel



Grasmoor
Rich Red



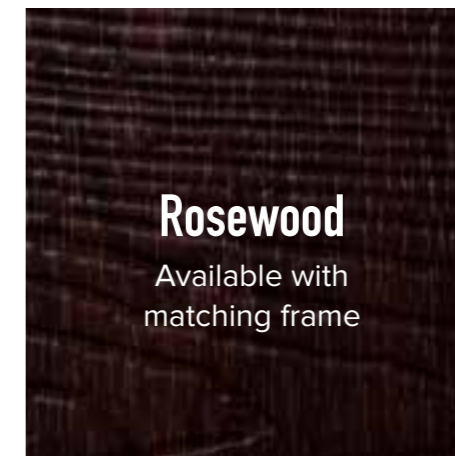
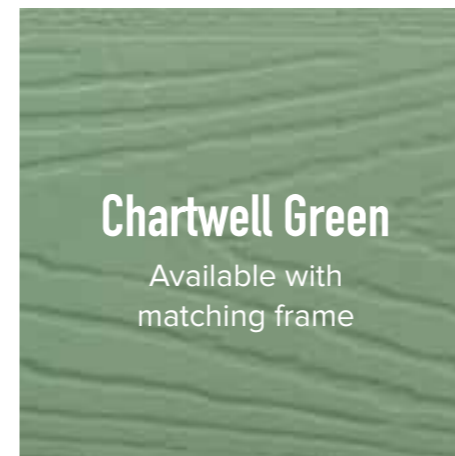
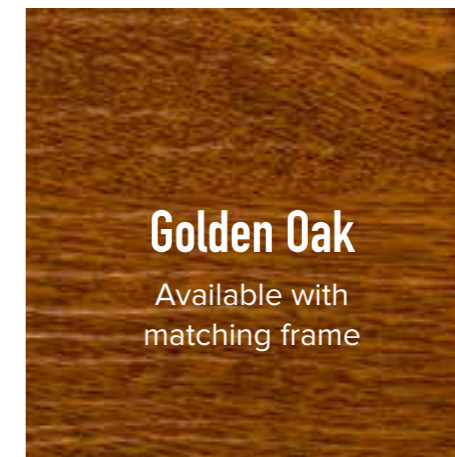
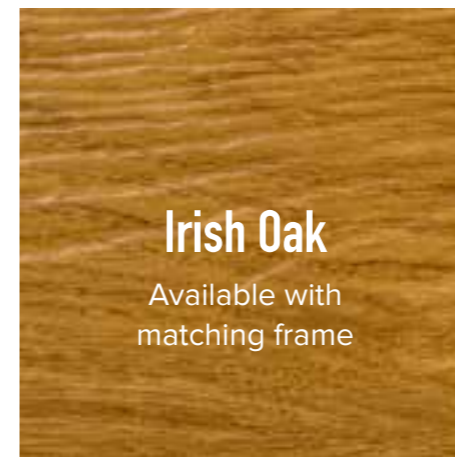
Bredon
Cream



Ben Nevis
French Navy

Protected

“ Our integral garage access door was always a concern until I replaced it with a Bredon Endurance fire door. I now feel more safe and secure ”




A Choice of 14 Door Colours

Endurance[®] doors are available in a choice of 14 colours, you can choose an alternative colour for the internal leaf finish. The majority of customers prefer a white internal finish however the choice is up to you.

You have a choice from the traditional Rich Red and French Navy to the more distinctive Turquoise Pastel or Pebble.

We know how the finest of detail is important to our customers, so we are able to offer a choice of 8 colours with matching door frames. These colours are available throughout our door range.



Door Furniture

To enhance the look and add the finishing touches to your Endurance® door, there is a wide choice of door hardware and security options to choose from.

Letter Plates



Endurance® door letter plates come in a choice of 7 colours. The 12-inch metal letter plate has an anti-snap flap which opens to 180 degrees, it meets

Royal Mail standards and will easily take A4 size post and the Sunday papers. A secure through fixing ensures that the letter plate can only be removed

from the inside of the house, which helps prevent burglars gaining access to the cylinder internally.

Slim Urn Knockers



Endurance® doors offer 2 choices of elegant door knockers in 7 colour options to perfectly match your letter plate and door handle

Urn Knockers (also available with built-in spyhole)



Security Spyhole Door Viewers

With a viewing range of 160 degrees you can be sure of who is on your doorstep. The security spyhole door viewer can be fitted separately or combined with an urn knocker.



Numerals

Available in a choice of 7 colours to match your door handle and letter plate




Door Security Guards



The Endurance® door security guard offers added security by preventing the door to be fully opened when greeting a stranger to your home.

The security door guard is available in a chrome or brass finish

Lever Handles




Lever Pad Handles



Pull Knobs



Hinges

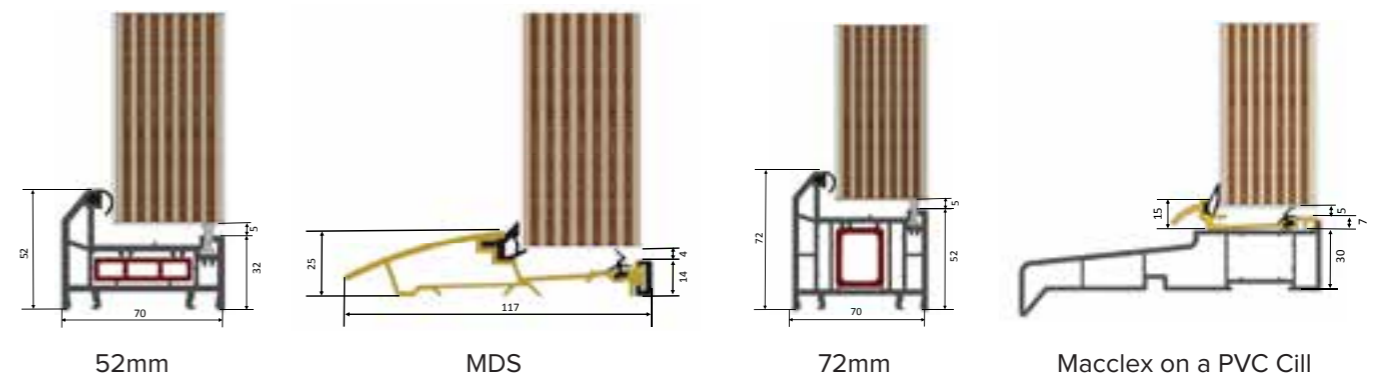


Thresholds

The Endurance® door range offers a choice of 4 thresholds to suit all access situations. Each

option will be discussed at the initial survey stage. The MDS and Macclex thresholds

comply with Part M of the latest Building Regulations.



Side Panels

Weather Bars & Frame Colours



Mckinley Walton Ben Nevis Elbrus Aneto Etna

Weather Bars

Endurance® door weather bars not only deflect the rain, snow and hail, they come in a choice of colour finishes to compliment the look of your door.

- Anodised Gold
- Anthracite Grey
- Midnight Black
- Chartwell Green
- Cream
- French Navy
- Irish Oak
- Mill Silver
- Racing Green
- Rich Red
- Rosewood
- Schwarz Braun Black
- White
- Golden Oak

Frame Colours

Endurance® doors are available in a choice of 8 reinforced PVCu door frame colours.

Whether you wish to match your door leaf or go for a complete contrast, the choice is yours.



Side Panels

Certain homes will require a side panel due to the width of the entrance. The initial survey will confirm the options available; from a toughened Low E glass double glazed unit or a laminated double reinforced infill panel to match the look of your door. Dependant on the light and aspect wanted, the Endurance® door range has something to suit all tastes and requirements.



Aneto Anthracite Grey Aneto Side Panel



Half Moulded Single




Half Moulded Twin



Half Flat Grained



Quarter Moulded





Key-less Endurance door!

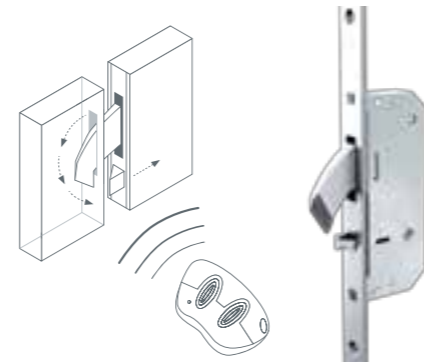
Car door remote control locking devices have been around for 25 years, the thought of having to use a key would seem rather 'retro'!

As an upgrade, Endurance doors can be fitted with a key less remote controlled automatic high security multipoint lock.

The remote locking system operates as a slam secure lock as soon as the door is closed. Reducing the risk of follow on attacks or tailgating.

When leaving your home the lock automatically engages the locking hooks rendering the property secure from the outside. To regain entry the remote key fob is pointed at the door which allows the handle to be pushed down; this disengages the hooks and centre latch to open the door.

The remote lock is ideal for the elderly or partially sighted as it removes the need to locate the correct key into a cylinder especially in poor light conditions.



The lock requires no mains electricity supply and is operated by standard household AA batteries.

For further information contact your installer for details.

The door handles are available in our full range of colour options.

Supplied with three remote key fobs – additional fobs available on request.

The remote locking system is available for opening in doors only.



Eiger Irish Oak
Georgian Bar



Tate Racing Green
Olympias



Walton Rosewood
Sarah



Wentwood
Pebble Ornate

Traditional look with modern 3 point high security locking feature!

If you prefer to keep the traditional appearance of a Georgian or Edwardian facade but require the latest in high security multi point locking, choose our heritage high security multipoint lock option. With the heritage lock, the euro profile locking cylinder is at a similar height to a traditional round cylinder pull on traditional old doors. The lock is operated automatically as soon as the door is closed. From the inside your Endurance® door can be opened by an internal thumb turn, from the outside a key is required to gain entry. As with all our Endurance® door lock options you can be assured of the latest in high security technology.

The Heritage security locking system is available throughout the Endurance® door range.



The escutcheon and finger pulls are available in chrome and gold finishes.



No more fumbling around for keys!

Fire Safety and High Security in One!

Endurance® doors can be supplied as an FD30 fire door option, combined with the AV2 automatic locking system your Endurance® door can offer you peace of mind for security as well as fire door protection.

The Endurance® fire door range is recommended for integral garage access into your home. Householders overlook the security of the integral garage fire door access. Most common integral fire doors have basic single locking points which are vulnerable to forced entry.

**Solid & Secure
Fire Safety**



Endurance® doors are tested to **BS EN 1634-1:2008**, the European normative standard for fire resistance. We can also offer Endurance® doors with side or top light vision panels to **BS 476 Part 22:1987** a British standard for fire resistance. The Building Regulations for England & Wales recognise both BS

EN 1634-1: 2008 and BS 476 Pt. 20/22 as valid methods of test for fire resistant doors.



From the Office of National Statistics

Between 2013/14 there were 350 deaths in the UK resulting from fire

- 76% of fire-related fatalities occurred in dwelling fires
- 34% of fire-related deaths were caused by the victim being overcome by gas, smoke or toxic fumes
- 30% via burns
- 19% via a combination of burns and overcome by gas, smoke and toxic fumes
- 17% via unspecified or other

In 2012-13 there were 41,000 dwelling fires in Britain, 6% fewer than in 2011-12

- 89% of dwelling fires were accidental
- The main cause of accidental dwelling fires remains the misuse of equipment and appliances, 13,900 fires
- The main source of ignition was cooking appliances which accounted for more than half of all accidental dwelling fires



Choose from any of our styles of Endurance® door to offer you peace of mind against fire and crime

Endurance® doors are glazed with standard, fire rated glass units.



Yale Keyfree Locking System

Keyless Endurance doors with PIN code!

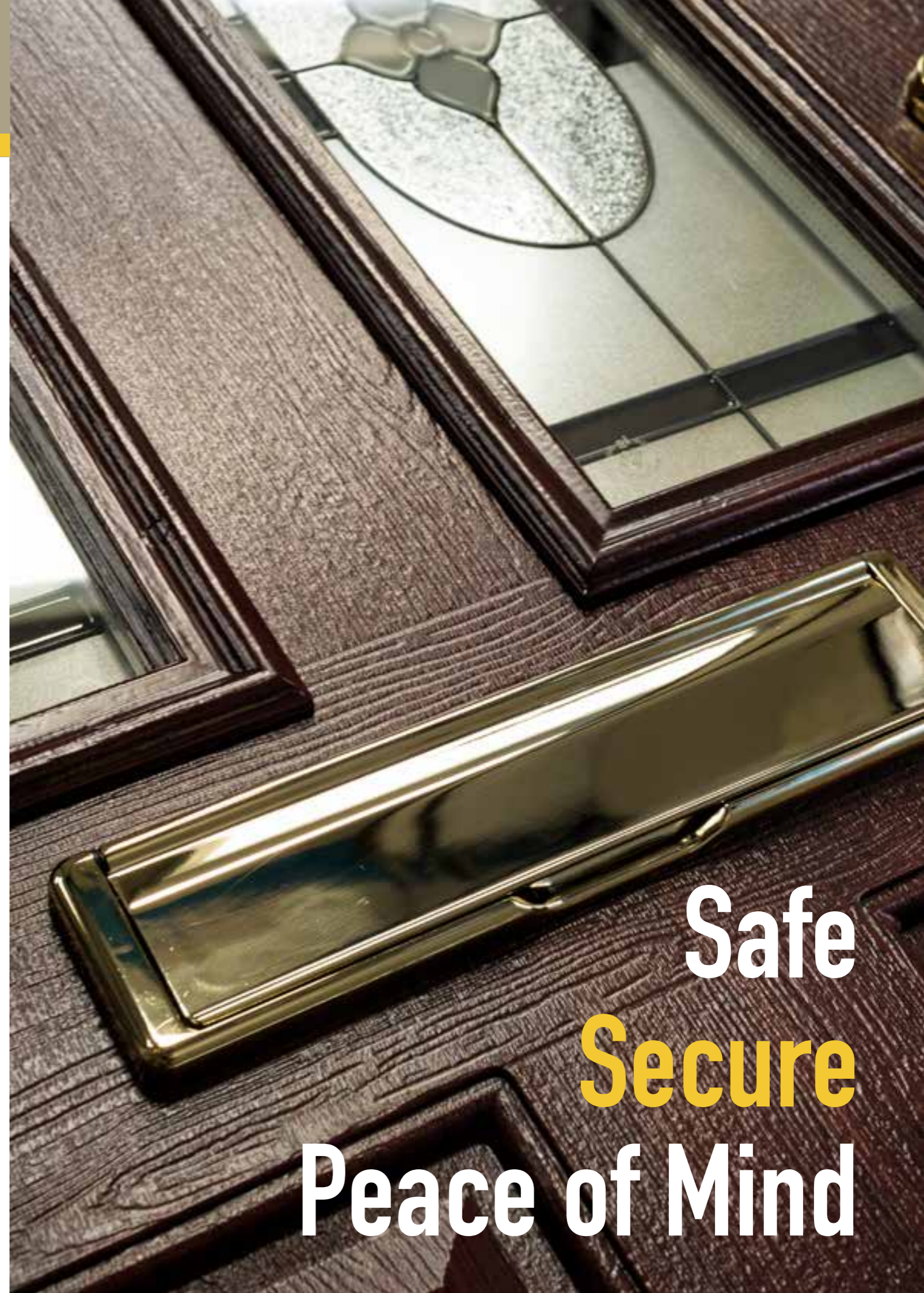
In addition to our standard keyless locking system, Endurance® doors can be supplied with a Yale Keyfree locking system with the added feature of a multi – PIN console.

Allowing you to securely lock and unlock your home either by using a remote control fob or by entering your own personal code into a built-in keypad on your door handle.

To allow friends, family or even tradesmen into your home, but without handing out your front door PIN; the multi-PIN console allows you to set a temporary entrance code just

for them. After which you have the control of removing the temporary codes and access!

- Illuminated key pad helps with operation in the dark.
- Batteries are concealed in the body of the internal handle.
- Built in 80 decibel alarm if the lock is attacked.
- Supplied with 2 remote key fobs , additional fobs available on request.
- The door handles are available in Chrome or Polished Gold.



Safe
Secure
Peace of Mind

THIS BROCHURE IS FILLED WITH
SOLID & SECURE ENDURANCE[®] DOORS

ENDURANCE

www.endurancedoors.co.uk

All colours are a visual representation only. We recommend you see colour samples. Slight variations in colour and finish may occur due to the handcrafted nature of the product or the limitations to the printing process. All information in this publication is provided for guidance only and is given in good faith. As it is company policy to continually improve products and materials, changes to specification may be made from time to time without prior notice. This statement does not affect your statutory rights.

