



The Origin Window



Introducing the Origin Window...

The Origin Home is a collection of the finest quality products, manufactured in Great Britain by Origin.

An integral part of this is the Origin Window – a range of stunningly designed, twin flush, aluminium windows.

Modernising the design of traditional 19th Century timber windows, Origin have created a highly durable and blissfully functional solution which is perfect for the 21st Century.

With unrivalled good looks, security and thermal performance, the Origin Window also offers the added benefits of being maintenance free and manufactured from a premium grade aluminium for long-term reliability.

Twin flush casement: stunningly designed, brilliantly executed...

Smart and clean in appearance, the sash sits neatly inside the window frame, creating an industry-first internally and externally flush casement.

With no overlapping frames, often synonymous with aluminium windows, the twin flush casement ensures an elegant and timeless finish. All that remains is a sleek shadow line where the sash meets the frame.

The clean finish of the Origin Window lends itself perfectly to traditional townhouses, new builds and projects under strict planning regulations in conservation areas.

Aluminium's innate strength allows for incomparably slim sightlines without compromising on security. With the edge of the frame as little as 50mm from the glass, it means less window and more light can be achieved.

It's neat, simple and completely unique.

Industry-first internally and
externally flush casement



Colour you happy...

The Origin Window can be manufactured in over 150 different RAL shades. From the subtle to the slightly outrageous, you can guarantee there will be a colour to suit every Origin Home.

Origin also offer a 'dual colour' option, so while the exterior frames can match the existing building style, the interior colour can match or contrast your internal decor.


11 of these colours are available on an exceptional 1 week lead time. Colours range from Hipca White to Jet Black and cover all the popular metallic shades in between.

Also available on this incredible delivery promise are the authentically styled woodgrain effects.

The Origin Window is finished with a durable, scratch resistant powder coating, making it smooth to the touch and highly resilient to the elements.

Read more about the powder coating process in our Popular Colours brochure.

Our most popular finishes are available on the Origin one week lead time



Dual Colour:
9910G (Hipca White) in
7106M (Anthracite Grey) out

*Colours shown here may not be 100% representative.
Visit your local showroom or contact Origin directly for physical samples.*





Handle options

Rest assured – the handles of the Origin Window have been given the same attention to detail as every other component, and are the perfect finishing touch to the elegantly designed window, mirroring its sophistication, functionality and security.

Whether in a premium brushed metallic or one of Origin’s industry-unique colour-coordinated options, homeowners can be sure of a contemporary handle offering the same faultless service as the windows themselves.

Popular colour range



9005M - Jet Black



7021M - Black Grey



7015M - Slate Grey



7016M - Anthracite Grey



9007M - Dark Silver



9910G - Hipca White

Metallic range



Chrome



Gold



Satin



Brushed Aluminium

Enhanced security features

Sophisticated style and elegance blends with the very latest in precision engineered locking mechanisms for an ultra-secure system.

The Origin Window is built with only the highest grade stainless steel hinges, capable of carrying exceptionally heavy loads, exceeding above and beyond the standardised 50,000 cycle test required for residential windows. Hinge guards are installed as standard on all Origin Windows, serving the purpose of both protecting the hinges as well as blocking intruders from jemmying the window open along the hinged side.

Other features such as the Yale Encloser Lock, impenetrable crimped frames and locking handles make the Origin Window one of the most secure on the market.

The Encloser...



Attention to design is matched by high levels of security, as every window is installed with Yale's highly renowned and dependable Encloser Lock.

Featuring innovative bi-directional locking technology, the Origin Window is able to offer supreme security, long-term reliability and a flawless performance.

The Yale Encloser works by engaging cylindrical cams into a zinc alloy keep, which when locked, compressed and engaged, will not only provide an extremely dependable system, but will also provide optimal weather proofing, ensuring that your home is safe from intruders and elements alike.

Each individual cam is adjustable and finely tuned in-house such that the compression against the keep is tight, all while ensuring that the operation of the window itself is smooth.

The Encloser Lock has been tested to PAS 24: 2012 within the Origin Window and significantly exceeds the latest security standards for optimum peace of mind.

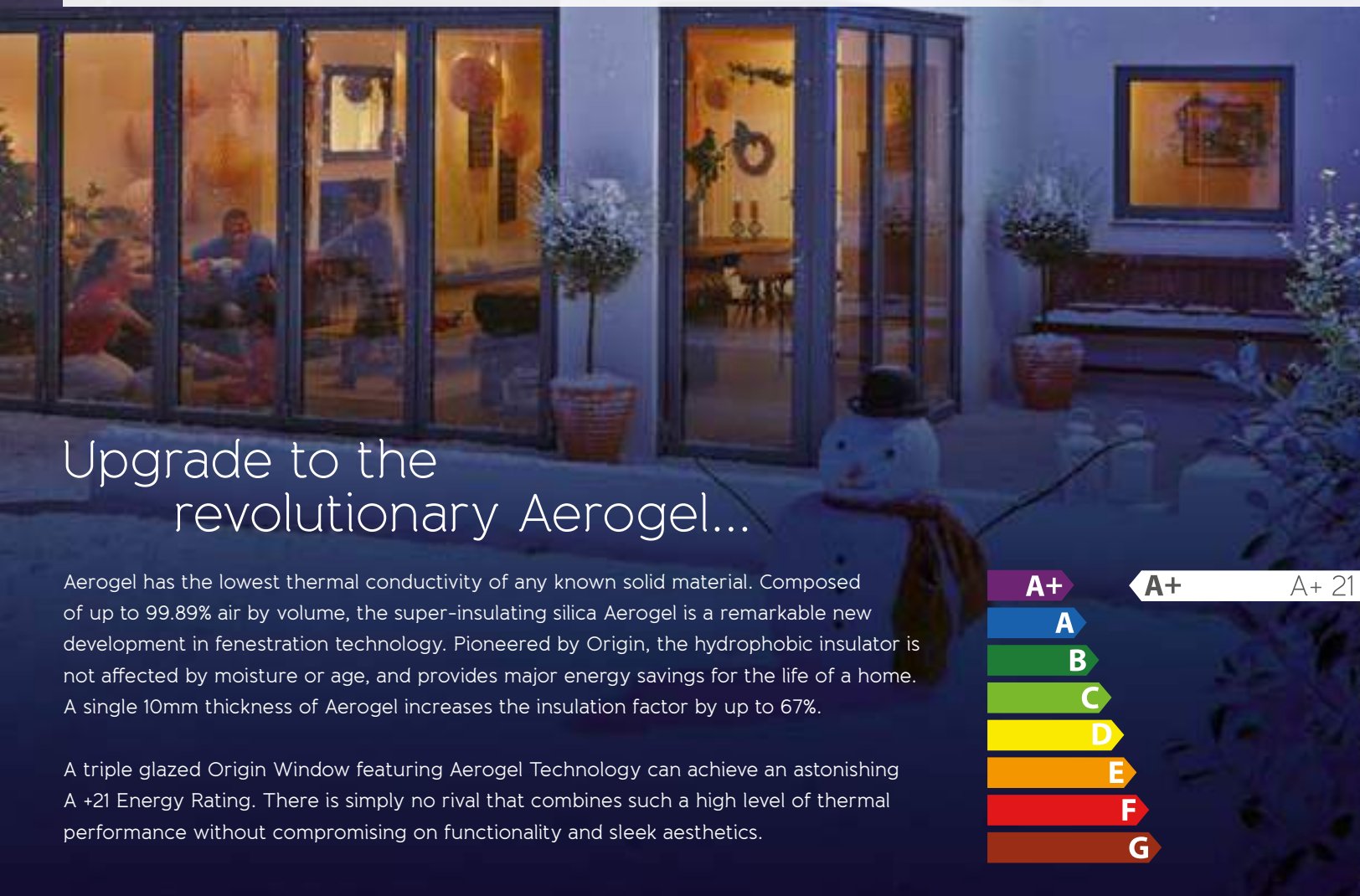
Thermal efficiency

The Origin Window has been designed to keep a home warm when it's chilly and cool when it's hot. Featuring an advanced triple weather seal that achieved unrivalled weather testing results, the Origin Window ensures that the elements are kept outside and that energy bills stay low.

The Origin Window is fitted as standard with a bespoke thermal break that dramatically reduces air flow through the system. The net result is a phenomenally thermally efficient window.



The Origin Window has been designed to keep a home warm when it's chilly and cool when it's hot



Upgrade to the revolutionary Aerogel...

Aerogel has the lowest thermal conductivity of any known solid material. Composed of up to 99.89% air by volume, the super-insulating silica Aerogel is a remarkable new development in fenestration technology. Pioneered by Origin, the hydrophobic insulator is not affected by moisture or age, and provides major energy savings for the life of a home. A single 10mm thickness of Aerogel increases the insulation factor by up to 67%.

A triple glazed Origin Window featuring Aerogel Technology can achieve an astonishing A +21 Energy Rating. There is simply no rival that combines such a high level of thermal performance without compromising on functionality and sleek aesthetics.



Aerogel allows the Origin Window to achieve an astonishing certified 1.0 U-value

Built to last...

We recognise that every home is unique, and that's why each window is skilfully designed, specifically tailored and hand crafted by us.

By combining a premium grade aluminium with precision engineering and exceptional craftsmanship, Origin have a proven track record in delivering high quality, functional and stylish products that are built to last.

Manufactured and assembled in Origin's Buckinghamshire based factory, the Origin Window faces rigorous quality testing at each stage of the manufacturing process to ensure that every window leaves at a consistently high standard.

We have complete control of each product – from sourcing through to manufacturing and delivery – and use high quality components, specifically designed by Origin. Our unfaltering stance on quality control in all operations enables us to offer an industry leading 20 year guarantee for absolute peace of mind.

The Origin Window faces rigorous quality testing



Safety first

As well as looking stunning, the Origin Window is highly functional in satisfying building regulations for emergency exits, restricted openings and for marine based dwellings. They can be specified with discreetly designed trickle vents that sit inside the sash for additional ventilation in required rooms, ensuring they meet and surpass building regulations.

Side hung windows can be fitted with emergency exit hinges that allow a 90° opening to comply with British Building Regulations.

In addition, hinges are specifically designed to reduce the possibility of finger entrapment.

Side hung windows
can be fitted
with emergency
exit hinges

Why aluminium?

Frame strength is a very important factor to consider when looking to invest in a window system.

Aluminium is Origin's material of choice because of its strength, durability and longevity.

Aluminium combines strength and robustness with a lightweight structure – it's extremely strong yet weighs 67% less than steel. This means that the frames won't flex, warp or corrode in variable weather conditions.

Aluminium is also virtually maintenance free and energy efficient. These factors make aluminium the winning combination for visually exquisite, easy to operate and secure windows.

Read more about Origin's aluminium quality in the Advice Centre on the website or our Popular Colours brochure.

Window types...



Casement window

The Origin Window offers an industry-unique stylish twin flush casement finish. Casement windows are available with top or side openers, fixed frame and dummy sashes (meaning that the sash doesn't open, but it matches the style and sightlines of the openers).


The flexibility of our manufacturing techniques means that the Origin Window can be made up to 1000mm wide x 1800mm tall on side hung windows and up to 1500mm by 1500mm on top hung windows, allowing you to make a real statement. For larger apertures, windows can be coupled together to allow for more light without compromising on strength and security.



Bay window

The bay window – proud and projecting by nature – is contrasted beautifully with the timeless design of the flush casement windows.

Because all elements of the Origin Window are bespoke, it means the options are vast when specifying a bay. Indicate the quantity of windows, their size, the ones you want to open, the angles between them and the colour scheme, and allow us to create a truly beautiful window that will add an enormous amount of character to your home.



Gable window

The gable window can bring the ultimate striking look to a home. Beautifully designed in symmetry and sightlines, an Origin Gable turns a home into a masterpiece.

It can be installed into even the shallowest of roof pitches, and the mullion sightlines can be aligned with door leaves below for a truly breath-taking architectural solution.

Rest assured...
with Origin, all
of our products
are exclusively:

designed,

engineered,

manufactured,

delivered,

guaranteed

& supported

...in the UK by us.

Practical information...

Planning Permission

Replacing the windows in your home doesn't usually require planning permission. However, there are exceptions to this rule. For example, if you live in a conservation area, are in a listed building or are drastically changing the window style, then planning permission may be required.

If new windows are part of an extension, then the extension plans should be discussed with your council from the early stages.

Contact your local council for information to see whether planning permission is required. In all circumstances, your chosen Origin trade partner should be able to guide you through the process.

Glass and Glazing

The Origin Window is able to accommodate double (28mm) and triple glazed (44mm) units.

Whether you choose annealed, toughened, tinted, patterned or any other type of glass, as long as it fits within these glazing standards, they will fit in the Origin Window frame.

The Manufacturer

In the fenestration industry, the brand of the product is rarely the company that manufactures it. Quality can vary drastically between one manufacturer and another, and there is no guarantee that the windows produced are to the parent company's specification and quality standards.

Unlike the rest, Origin keep full control of the product from start to finish.





Origin is the UK's leading manufacturer of aluminium architectural solutions.

Now award winning and operating internationally, Origin began in 2002 as a family company dedicated to the design, creation and manufacture of the UK's best quality doors, backed by uncompromising levels of service.

Cousins, Neil Ginger and Victoria Brocklesby, have since worked relentlessly to perfect the design and functionality of bi-folding doors, and to create and maintain the highly respected reputation for quality and service that they have today, while expanding the range to include windows and blinds.

As the business has continued to grow and diversify, the foundations of family ethos, pride and ownership in all stages of production firmly remain.

Origin Global,
Sands 10 Industrial Estate, Hillbottom Road,
High Wycombe, Buckinghamshire, HP12 4HS

t 0808 168 5816
e info@origin-global.com
w www.origin-global.com

Origin USA Inc.
771 Commerce Drive,
Venice, Florida, 34292

t 941-484-4970
e info@originbifolds.com
w www.originbifolds.com

Origin UAE,
Al Quoz Industrial Area,
PO Box 26659, Dubai, UAE

t +971 (0) 43419447
e info@originuae.com
w www.originuae.com

Call for help and advice:
0808 168 5816

origin
DOORS AND WINDOWS

OFDL_3.63.3

Bi-fold Doors

Blinds

Windows